

Ucr: SUPERVISOR
Rep: rptAnalíticoPresupuestoEgresos_FF


Municipio de Tecozautla
Estado de Hidalgo
Analítico Mensual de Egresos Pagados por Fuente de Financiamiento al 31/dic./2023
(Cuentas con Movimientos)
(Cifras en pesos y centavos)

Fecha y hora de Impresión | 07/mar./2024
02:49 p. m.

Objeto del Gasto	Presupuesto Vigente	Ene	Feb	Mar	Abr	May	Jun	Jul	Ago	Sep	Oct	Nov	Dic	Total	Diferencia (Vigente - Total)
212001 Materiales y Útiles de Impresión	\$346,090.54	\$0.00	\$0.00	\$18,838.40	\$34,185.00	\$23,443.60	\$20,000.00	\$0.00	\$0.00	\$81,670.41	\$68,561.85	\$1,856.00	\$97,535.28	\$346,090.54	\$0.00
216000 Material de Limpieza	\$163,330.98	\$0.00	\$46,400.00	\$9,662.01	\$0.00	\$29,812.00	\$0.00	\$56,503.89	\$0.00	\$0.00	\$20,953.08	\$0.00	\$0.00	\$163,330.98	\$0.00
216001 Material de Limpieza	\$163,330.98	\$0.00	\$46,400.00	\$9,662.01	\$0.00	\$29,812.00	\$0.00	\$56,503.89	\$0.00	\$0.00	\$20,953.08	\$0.00	\$0.00	\$163,330.98	\$0.00
300000 SERVICIOS GENERALES	\$34,967.54	\$0.00	\$0.00	\$28,762.40	\$0.00	\$0.00	\$0.00	\$4,717.90	\$0.00	\$0.00	\$0.00	\$0.00	\$1,487.24	\$34,967.54	\$0.00
350000 Servicios de instalación, reparación, mant	\$34,967.54	\$0.00	\$0.00	\$28,762.40	\$0.00	\$0.00	\$0.00	\$4,717.90	\$0.00	\$0.00	\$0.00	\$0.00	\$1,487.24	\$34,967.54	\$0.00
358000 Servicios de limpieza y manejo de desecho	\$34,967.54	\$0.00	\$0.00	\$28,762.40	\$0.00	\$0.00	\$0.00	\$4,717.90	\$0.00	\$0.00	\$0.00	\$0.00	\$1,487.24	\$34,967.54	\$0.00
358001 Servicio de Limpieza y manejo de desecho	\$34,967.54	\$0.00	\$0.00	\$28,762.40	\$0.00	\$0.00	\$0.00	\$4,717.90	\$0.00	\$0.00	\$0.00	\$0.00	\$1,487.24	\$34,967.54	\$0.00
IMPUESTO SOBRE AUTOMÓVILES NU	\$544,389.06	\$0.00	\$46,400.00	\$57,262.81	\$34,185.00	\$53,255.60	\$20,000.00	\$67,221.79	\$0.00	\$81,670.41	\$89,514.93	\$1,856.00	\$97,022.52	\$544,389.06	\$0.00
1003 IMPUESTO ESPECIAL SOBRE PRODUCTOS Y SERVICIOS															
200000 MATERIALES Y SUMINISTROS	\$425,924.88	\$0.00	\$125,359.25	\$29,835.20	\$0.00	\$0.00	\$0.00	\$31,742.85	\$0.00	\$0.00	\$136,851.14	\$11,436.44	\$90,700.00	\$425,924.88	\$0.00
210000 Materiales de administración, emisión de	\$77,764.49	\$0.00	\$4,750.00	\$29,835.20	\$0.00	\$0.00	\$0.00	\$31,742.85	\$0.00	\$0.00	\$0.00	\$11,436.44	\$0.00	\$77,764.49	\$0.00
216000 Material de limpieza	\$77,764.49	\$0.00	\$4,750.00	\$29,835.20	\$0.00	\$0.00	\$0.00	\$31,742.85	\$0.00	\$0.00	\$0.00	\$11,436.44	\$0.00	\$77,764.49	\$0.00
216001 Material de Limpieza	\$77,764.49	\$0.00	\$4,750.00	\$29,835.20	\$0.00	\$0.00	\$0.00	\$31,742.85	\$0.00	\$0.00	\$0.00	\$11,436.44	\$0.00	\$77,764.49	\$0.00
240000 Materiales y artículos de construcción y d	\$183,779.97	\$0.00	\$0.00	\$0.00	\$0.00	\$0.00	\$0.00	\$0.00	\$0.00	\$0.00	\$93,079.97	\$0.00	\$90,700.00	\$183,779.97	\$0.00
249000 Otros materiales y artículos de construcció	\$183,779.97	\$0.00	\$0.00	\$0.00	\$0.00	\$0.00	\$0.00	\$0.00	\$0.00	\$0.00	\$93,079.97	\$0.00	\$90,700.00	\$183,779.97	\$0.00
249001 Otros materiales y artículos de construcció	\$183,779.97	\$0.00	\$0.00	\$0.00	\$0.00	\$0.00	\$0.00	\$0.00	\$0.00	\$0.00	\$93,079.97	\$0.00	\$90,700.00	\$183,779.97	\$0.00
260000 Combustibles, lubricantes y aditivos	\$164,380.42	\$0.00	\$120,609.25	\$0.00	\$0.00	\$0.00	\$0.00	\$0.00	\$0.00	\$0.00	\$43,771.17	\$0.00	\$0.00	\$164,380.42	\$0.00
261000 Combustibles, lubricantes y aditivos	\$164,380.42	\$0.00	\$120,609.25	\$0.00	\$0.00	\$0.00	\$0.00	\$0.00	\$0.00	\$0.00	\$43,771.17	\$0.00	\$0.00	\$164,380.42	\$0.00
261001 Combustibles y Lubricantes vehículos y eq.	\$164,380.42	\$0.00	\$120,609.25	\$0.00	\$0.00	\$0.00	\$0.00	\$0.00	\$0.00	\$0.00	\$43,771.17	\$0.00	\$0.00	\$164,380.42	\$0.00
300000 SERVICIOS GENERALES	\$389,034.77	\$0.00	\$0.00	\$0.00	\$0.00	\$0.00	\$158,094.71	\$43,819.00	\$68,660.00	\$16,668.04	\$66,120.00	\$7,727.00	\$36,036.02	\$389,034.77	\$0.00
350000 Servicios de instalación, reparación, mant	\$128,624.71	\$0.00	\$0.00	\$0.00	\$0.00	\$0.00	\$128,624.71	\$0.00	\$0.00	\$0.00	\$0.00	\$0.00	\$0.00	\$128,624.71	\$0.00
358000 Servicios de limpieza y manejo de desecho	\$128,624.71	\$0.00	\$0.00	\$0.00	\$0.00	\$0.00	\$128,624.71	\$0.00	\$0.00	\$0.00	\$0.00	\$0.00	\$0.00	\$128,624.71	\$0.00
358001 Servicio de Limpieza y manejo de desecho	\$128,624.71	\$0.00	\$0.00	\$0.00	\$0.00	\$0.00	\$128,624.71	\$0.00	\$0.00	\$0.00	\$0.00	\$0.00	\$0.00	\$128,624.71	\$0.00
380000 Servicios oficiales	\$260,410.06	\$0.00	\$0.00	\$0.00	\$0.00	\$0.00	\$0.00	\$0.00	\$0.00	\$0.00	\$0.00	\$0.00	\$0.00	\$260,410.06	\$0.00
382000 Gastos de orden social y cultural	\$260,410.06	\$0.00	\$0.00	\$0.00	\$0.00	\$0.00	\$0.00	\$0.00	\$0.00	\$0.00	\$0.00	\$0.00	\$0.00	\$260,410.06	\$0.00
382001 Gastos de orden social	\$260,410.06	\$0.00	\$0.00	\$0.00	\$0.00	\$0.00	\$0.00	\$0.00	\$0.00	\$0.00	\$0.00	\$0.00	\$0.00	\$260,410.06	\$0.00
IMPUESTO ESPECIAL SOBRE PRODU	\$814,959.65	\$0.00	\$125,359.25	\$29,835.20	\$0.00	\$0.00	\$158,094.71	\$75,561.85	\$68,660.00	\$16,668.04	\$202,971.14	\$19,163.44	\$126,736.02	\$814,959.65	\$0.00
1004 INCENTIVO A LA VENTA FINAL DE GASOLINAS Y DIESEL															
200000 MATERIALES Y SUMINISTROS	\$685,875.81	\$0.00	\$194,425.76	\$1,150.08	\$0.00	\$130,541.83	\$0.00	\$0.00	\$0.00	\$26,000.00	\$135,237.65	\$93,580.57	\$104,939.92	\$685,875.81	\$0.00
260000 Combustibles, lubricantes y aditivos	\$685,875.81	\$0.00	\$194,425.76	\$1,150.08	\$0.00	\$130,541.83	\$0.00	\$0.00	\$0.00	\$26,000.00	\$135,237.65	\$93,580.57	\$104,939.92	\$685,875.81	\$0.00
261000 Combustibles, lubricantes y aditivos	\$685,875.81	\$0.00	\$194,425.76	\$1,150.08	\$0.00	\$130,541.83	\$0.00	\$0.00	\$0.00	\$26,000.00	\$135,237.65	\$93,580.57	\$104,939.92	\$685,875.81	\$0.00
261001 Combustibles y Lubricantes vehículos y eq.	\$685,875.81	\$0.00	\$194,425.76	\$1,150.08	\$0.00	\$130,541.83	\$0.00	\$0.00	\$0.00	\$26,000.00	\$135,237.65	\$93,580.57	\$104,939.92	\$685,875.81	\$0.00
300000 SERVICIOS GENERALES	\$165,532.00	\$0.00	\$0.00	\$68,092.00	\$0.00	\$0.00	\$0.00	\$97,440.00	\$0.00	\$0.00	\$0.00	\$0.00	\$0.00	\$165,532.00	\$0.00
380000 Servicios oficiales	\$165,532.00	\$0.00	\$0.00	\$68,092.00	\$0.00	\$0.00	\$0.00	\$97,440.00	\$0.00	\$0.00	\$0.00	\$0.00	\$0.00	\$165,532.00	\$0.00
382000 Gastos de orden social y cultural	\$165,532.00	\$0.00	\$0.00	\$68,092.00	\$0.00	\$0.00	\$0.00	\$97,440.00	\$0.00	\$0.00	\$0.00	\$0.00	\$0.00	\$165,532.00	\$0.00
382001 Gastos de orden social	\$165,532.00	\$0.00	\$0.00	\$68,092.00	\$0.00	\$0.00	\$0.00	\$97,440.00	\$0.00	\$0.00	\$0.00	\$0.00	\$0.00	\$165,532.00	\$0.00

"Bajo protesta de decir verdad declaramos que las cifras contenidas en este estado financiero son veraces y contienen toda la información referente a la situación y/o los resultados del Municipio de Tecozautla, afirmando ser legalmente responsables de la autenticidad y veracidad de las mismas, y así mismo asumimos la responsabilidad derivada de cualquier declaración en falso sobre las mismas".






Municipio de Tecozautla
Estado de Hidalgo
Análisis Mensual de Egresos Pagados por Fuente de Financiamiento al 31/dic./2023
(Cuentas con Movimientos)
(Cifras en pesos y centavos)


Fecha y hora de Impresión | 07/mar./2024
02:49 p. m.

Objeto del Gasto	Presupuesto Vigente	Ene	Feb	Mar	Abr	May	Jun	Jul	Ago	Sep	Oct	Nov	Dic	Total	Diferencia (Vigente - Total)
445000 Ayudas sociales a instituciones sin fines de	\$416,558.86	\$0.00	\$82,204.60	\$0.00	\$31,800.00	\$38,744.00	\$12,700.00	\$0.00	\$28,200.00	\$0.00	\$33,129.60	\$71,866.66	\$118,114.00	\$416,558.86	\$0.00
445003 Apoyo a Comunidades	\$416,558.86	\$0.00	\$82,204.60	\$0.00	\$31,800.00	\$38,744.00	\$12,700.00	\$0.00	\$28,200.00	\$0.00	\$33,129.60	\$71,866.66	\$118,114.00	\$416,558.86	\$0.00
500000 BIENES MUEBLES, INMUEBLES E IN	\$15,229.72	\$0.00	\$0.00	\$0.00	\$0.00	\$0.00	\$0.00	\$0.00	\$0.00	\$0.00	\$15,229.72	\$0.00	\$0.00	\$15,229.72	\$0.00
560000 Maquinaria, otros equipos y herramientas	\$15,229.72	\$0.00	\$0.00	\$0.00	\$0.00	\$0.00	\$0.00	\$0.00	\$0.00	\$0.00	\$15,229.72	\$0.00	\$0.00	\$15,229.72	\$0.00
567000 Herramientas y máquinas-herramienta	\$15,229.72	\$0.00	\$0.00	\$0.00	\$0.00	\$0.00	\$0.00	\$0.00	\$0.00	\$0.00	\$15,229.72	\$0.00	\$0.00	\$15,229.72	\$0.00
567001 Herramientas y Máquinas-Herramientas	\$15,229.72	\$0.00	\$0.00	\$0.00	\$0.00	\$0.00	\$0.00	\$0.00	\$0.00	\$0.00	\$15,229.72	\$0.00	\$0.00	\$15,229.72	\$0.00
FONDO DE FISCALIZACION Y RECAUI	\$1,448,818.66	\$0.00	\$378,699.56	\$1,500.00	\$165,795.28	\$96,710.92	\$30,839.02	\$4,640.00	\$54,132.96	\$11,743.84	\$442,169.64	\$141,828.15	\$119,598.49	\$1,448,818.66	\$0.00
1007 FONDO DE COMPENSACION															
100000 SERVICIOS PERSONALES	\$648,500.00	\$0.00	\$0.00	\$0.00	\$0.00	\$0.00	\$0.00	\$0.00	\$0.00	\$0.00	\$648,500.00	\$0.00	\$0.00	\$648,500.00	\$0.00
150000 Otras prestaciones sociales y económica:	\$648,500.00	\$0.00	\$0.00	\$0.00	\$0.00	\$0.00	\$0.00	\$0.00	\$0.00	\$0.00	\$648,500.00	\$0.00	\$0.00	\$648,500.00	\$0.00
152000 Indemnizaciones	\$648,500.00	\$0.00	\$0.00	\$0.00	\$0.00	\$0.00	\$0.00	\$0.00	\$0.00	\$0.00	\$648,500.00	\$0.00	\$0.00	\$648,500.00	\$0.00
152001 Indemnizaciones	\$648,500.00	\$0.00	\$0.00	\$0.00	\$0.00	\$0.00	\$0.00	\$0.00	\$0.00	\$0.00	\$648,500.00	\$0.00	\$0.00	\$648,500.00	\$0.00
200000 MATERIALES Y SUMINISTROS	\$179,993.31	\$0.00	\$0.00	\$0.00	\$0.00	\$0.00	\$0.00	\$0.00	\$0.00	\$0.00	\$0.00	\$179,993.31	\$0.00	\$179,993.31	\$0.00
250000 Productos químicos, farmacéuticos y de l	\$179,993.31	\$0.00	\$0.00	\$0.00	\$0.00	\$0.00	\$0.00	\$0.00	\$0.00	\$0.00	\$0.00	\$179,993.31	\$0.00	\$179,993.31	\$0.00
253000 Medicinas y productos farmacéuticos	\$179,993.31	\$0.00	\$0.00	\$0.00	\$0.00	\$0.00	\$0.00	\$0.00	\$0.00	\$0.00	\$0.00	\$179,993.31	\$0.00	\$179,993.31	\$0.00
253001 Medicinas y Productos Farmacéuticos	\$179,993.31	\$0.00	\$0.00	\$0.00	\$0.00	\$0.00	\$0.00	\$0.00	\$0.00	\$0.00	\$0.00	\$179,993.31	\$0.00	\$179,993.31	\$0.00
300000 SERVICIOS GENERALES	\$201,314.23	\$0.00	\$0.00	\$0.00	\$0.00	\$0.00	\$0.00	\$0.00	\$0.00	\$0.00	\$563.76	\$89,291.72	\$111,458.75	\$201,314.23	\$0.00
340000 Servicios financieros, bancarios y comerc	\$563.76	\$0.00	\$0.00	\$0.00	\$0.00	\$0.00	\$0.00	\$0.00	\$0.00	\$0.00	\$563.76	\$0.00	\$0.00	\$563.76	\$0.00
349000 Servicios financieros, bancarios y comercial	\$563.76	\$0.00	\$0.00	\$0.00	\$0.00	\$0.00	\$0.00	\$0.00	\$0.00	\$0.00	\$563.76	\$0.00	\$0.00	\$563.76	\$0.00
349001 Servicios financieros, bancarios y comercial	\$563.76	\$0.00	\$0.00	\$0.00	\$0.00	\$0.00	\$0.00	\$0.00	\$0.00	\$0.00	\$563.76	\$0.00	\$0.00	\$563.76	\$0.00
380000 Servicios oficiales	\$200,750.47	\$0.00	\$0.00	\$0.00	\$0.00	\$0.00	\$0.00	\$0.00	\$0.00	\$0.00	\$0.00	\$89,291.72	\$111,458.75	\$200,750.47	\$0.00
382000 Gastos de orden social y cultural	\$200,750.47	\$0.00	\$0.00	\$0.00	\$0.00	\$0.00	\$0.00	\$0.00	\$0.00	\$0.00	\$0.00	\$89,291.72	\$111,458.75	\$200,750.47	\$0.00
382001 Gastos de orden social	\$200,750.47	\$0.00	\$0.00	\$0.00	\$0.00	\$0.00	\$0.00	\$0.00	\$0.00	\$0.00	\$0.00	\$89,291.72	\$111,458.75	\$200,750.47	\$0.00
FONDO DE COMPENSACION	\$1,029,807.54	\$0.00	\$0.00	\$0.00	\$0.00	\$0.00	\$0.00	\$0.00	\$0.00	\$0.00	\$649,063.76	\$269,285.03	\$111,458.75	\$1,029,807.54	\$0.00
1008 FEIEF															
100000 SERVICIOS PERSONALES	\$92,500.00	\$0.00	\$0.00	\$0.00	\$0.00	\$0.00	\$0.00	\$0.00	\$0.00	\$0.00	\$0.00	\$0.00	\$0.00	\$92,500.00	\$0.00
150000 Otras prestaciones sociales y económica:	\$92,500.00	\$0.00	\$0.00	\$0.00	\$0.00	\$0.00	\$0.00	\$0.00	\$0.00	\$0.00	\$0.00	\$0.00	\$0.00	\$92,500.00	\$0.00
152000 Indemnizaciones	\$92,500.00	\$0.00	\$0.00	\$0.00	\$0.00	\$0.00	\$0.00	\$0.00	\$0.00	\$0.00	\$0.00	\$0.00	\$0.00	\$92,500.00	\$0.00
152001 Indemnizaciones	\$92,500.00	\$0.00	\$0.00	\$0.00	\$0.00	\$0.00	\$0.00	\$0.00	\$0.00	\$0.00	\$0.00	\$0.00	\$0.00	\$92,500.00	\$0.00
300000 SERVICIOS GENERALES	\$2,059,935.81	\$0.00	\$0.00	\$0.00	\$0.00	\$0.00	\$0.00	\$0.00	\$0.00	\$0.00	\$871,982.00	\$125,310.08	\$1,062,643.73	\$2,059,935.81	\$0.00
320000 Servicios de arrendamiento	\$265,640.00	\$0.00	\$0.00	\$0.00	\$0.00	\$0.00	\$0.00	\$0.00	\$0.00	\$0.00	\$78,880.00	\$186,760.00	\$265,640.00	\$0.00	
326000 Arrendamiento de maquinaria, otros equipo	\$265,640.00	\$0.00	\$0.00	\$0.00	\$0.00	\$0.00	\$0.00	\$0.00	\$0.00	\$0.00	\$78,880.00	\$186,760.00	\$265,640.00	\$0.00	
326001 Arrendamiento de Maquinaria y Equipo	\$265,640.00	\$0.00	\$0.00	\$0.00	\$0.00	\$0.00	\$0.00	\$0.00	\$0.00	\$0.00	\$78,880.00	\$186,760.00	\$265,640.00	\$0.00	
350000 Servicios de instalación, reparación, mant	\$169,036.73	\$0.00	\$0.00	\$0.00	\$0.00	\$0.00	\$0.00	\$0.00	\$0.00	\$0.00	\$0.00	\$38,506.72	\$130,530.01	\$169,036.73	\$0.00
355000 Reparación y mantenimiento de equipo de l	\$7,023.80	\$0.00	\$0.00	\$0.00	\$0.00	\$0.00	\$0.00	\$0.00	\$0.00	\$0.00	\$0.00	\$7,023.80	\$0.00	\$7,023.80	\$0.00
355001 Mantenimiento de Vehículos	\$7,023.80	\$0.00	\$0.00	\$0.00	\$0.00	\$0.00	\$0.00	\$0.00	\$0.00	\$0.00	\$0.00	\$7,023.80	\$0.00	\$7,023.80	\$0.00



"Bajo protesta de decir verdad declaramos que las cifras contenidas en este estado financiero son veraces y contienen toda la información referente a la situación y/o los resultados del Municipio de Tecozautla, afirmando ser legalmente responsables de la autenticidad y veracidad de las mismas, y así mismo asumimos la responsabilidad derivada de cualquier declaración en falso sobre las mismas".





Utr SUPERVISOR
Rep: rptAnalíticoPresupuestoEgresos_FF

Municipio de Tecozautla
Estado de Hidalgo
Analítico Mensual de Egresos Pagados por Fuente de Financiamiento al 31/dic./2023
(Cuentas con Movimientos)
(Cifras en pesos y centavos)

Fecha y hora de Impresión 07/mar./2024
02:49 p. m.

Objeto del Gasto	Presupuesto Vigente	Ene	Feb	Mar	Abr	May	Jun	Jul	Ago	Sep	Oct	Nov	Dic	Total	Diferencia (Vigente - Total)
358000 Servicios de limpieza y manejo de desechos	\$162,012.93	\$0.00	\$0.00	\$0.00	\$0.00	\$0.00	\$0.00	\$0.00	\$0.00	\$0.00	\$0.00	\$31,482.92	\$130,530.01	\$162,012.93	\$0.00
358001 Servicio de Limpieza y manejo de desecho	\$162,012.93	\$0.00	\$0.00	\$0.00	\$0.00	\$0.00	\$0.00	\$0.00	\$0.00	\$0.00	\$0.00	\$31,482.92	\$130,530.01	\$162,012.93	\$0.00
380000 Servicios oficiales	\$1,625,259.08	\$0.00	\$0.00	\$0.00	\$0.00	\$0.00	\$0.00	\$0.00	\$0.00	\$0.00	\$871,982.00	\$7,923.36	\$745,353.72	\$1,625,259.08	\$0.00
382000 Gastos de orden social y cultural	\$1,625,259.08	\$0.00	\$0.00	\$0.00	\$0.00	\$0.00	\$0.00	\$0.00	\$0.00	\$0.00	\$871,982.00	\$7,923.36	\$745,353.72	\$1,625,259.08	\$0.00
382001 Gastos de orden social	\$1,625,259.08	\$0.00	\$0.00	\$0.00	\$0.00	\$0.00	\$0.00	\$0.00	\$0.00	\$0.00	\$871,982.00	\$7,923.36	\$745,353.72	\$1,625,259.08	\$0.00
400000 TRANSFERENCIAS, ASIGNACIONES	\$72,000.00	\$0.00	\$0.00	\$0.00	\$0.00	\$0.00	\$0.00	\$0.00	\$0.00	\$0.00	\$0.00	\$0.00	\$72,000.00	\$72,000.00	\$0.00
440000 Ayudas sociales	\$72,000.00	\$0.00	\$0.00	\$0.00	\$0.00	\$0.00	\$0.00	\$0.00	\$0.00	\$0.00	\$0.00	\$0.00	\$72,000.00	\$72,000.00	\$0.00
445000 Ayudas sociales a instituciones sin fines de	\$72,000.00	\$0.00	\$0.00	\$0.00	\$0.00	\$0.00	\$0.00	\$0.00	\$0.00	\$0.00	\$0.00	\$0.00	\$72,000.00	\$72,000.00	\$0.00
445003 Apoyo a Comunidades	\$72,000.00	\$0.00	\$0.00	\$0.00	\$0.00	\$0.00	\$0.00	\$0.00	\$0.00	\$0.00	\$0.00	\$0.00	\$72,000.00	\$72,000.00	\$0.00
600000 INVERSION PUBLICA	\$300,000.00	\$0.00	\$0.00	\$0.00	\$0.00	\$0.00	\$0.00	\$0.00	\$0.00	\$0.00	\$300,000.00	\$0.00	\$0.00	\$300,000.00	\$0.00
610000 Obra pública en bienes de dominio público	\$300,000.00	\$0.00	\$0.00	\$0.00	\$0.00	\$0.00	\$0.00	\$0.00	\$0.00	\$0.00	\$300,000.00	\$0.00	\$0.00	\$300,000.00	\$0.00
614000 División de terrenos y construcción de obra	\$300,000.00	\$0.00	\$0.00	\$0.00	\$0.00	\$0.00	\$0.00	\$0.00	\$0.00	\$0.00	\$300,000.00	\$0.00	\$0.00	\$300,000.00	\$0.00
614001 División de terrenos y construcción de obra	\$300,000.00	\$0.00	\$0.00	\$0.00	\$0.00	\$0.00	\$0.00	\$0.00	\$0.00	\$0.00	\$300,000.00	\$0.00	\$0.00	\$300,000.00	\$0.00
FEIEF	\$2,524,435.81	\$0.00	\$0.00	\$0.00	\$0.00	\$0.00	\$0.00	\$0.00	\$0.00	\$0.00	\$1,171,982.00	\$125,310.08	\$1,227,143.73	\$2,524,435.81	\$0.00

1009 COMPENSACION SOBRE IMPUESTO A AUTOMOVILES NUEVOS (CISAN)


Objeto del Gasto	Presupuesto Vigente	Ene	Feb	Mar	Abr	May	Jun	Jul	Ago	Sep	Oct	Nov	Dic	Total	Diferencia (Vigente - Total)
200000 MATERIALES Y SUMINISTROS	\$67,139.18	\$0.00	\$0.00	\$0.00	\$0.00	\$17,864.00	\$0.00	\$4,609.84	\$0.00	\$14,892.08	\$3,960.01	\$10,000.00	\$15,813.25	\$67,139.18	\$0.00
210000 Materiales de administración, emisión de	\$41,325.93	\$0.00	\$0.00	\$0.00	\$0.00	\$17,864.00	\$0.00	\$4,609.84	\$0.00	\$14,892.08	\$3,960.01	\$0.00	\$0.00	\$41,325.93	\$0.00
211000 Materiales, útiles y equipos menores de ofic	\$41,325.93	\$0.00	\$0.00	\$0.00	\$0.00	\$17,864.00	\$0.00	\$4,609.84	\$0.00	\$14,892.08	\$3,960.01	\$0.00	\$0.00	\$41,325.93	\$0.00
211001 Material de Oficina	\$41,325.93	\$0.00	\$0.00	\$0.00	\$0.00	\$17,864.00	\$0.00	\$4,609.84	\$0.00	\$14,892.08	\$3,960.01	\$0.00	\$0.00	\$41,325.93	\$0.00
220000 Alimentos y utensilios	\$15,813.25	\$0.00	\$0.00	\$0.00	\$0.00	\$0.00	\$0.00	\$0.00	\$0.00	\$0.00	\$0.00	\$0.00	\$15,813.25	\$15,813.25	\$0.00
221000 Productos alimenticios para personas	\$15,813.25	\$0.00	\$0.00	\$0.00	\$0.00	\$0.00	\$0.00	\$0.00	\$0.00	\$0.00	\$0.00	\$0.00	\$15,813.25	\$15,813.25	\$0.00
221001 Alimentación de Personas	\$15,813.25	\$0.00	\$0.00	\$0.00	\$0.00	\$0.00	\$0.00	\$0.00	\$0.00	\$0.00	\$0.00	\$0.00	\$15,813.25	\$15,813.25	\$0.00
240000 Materiales y artículos de construcción y d	\$10,000.00	\$0.00	\$0.00	\$0.00	\$0.00	\$0.00	\$0.00	\$0.00	\$0.00	\$0.00	\$0.00	\$10,000.00	\$0.00	\$10,000.00	\$0.00
249000 Otros materiales y artículos de construcción	\$10,000.00	\$0.00	\$0.00	\$0.00	\$0.00	\$0.00	\$0.00	\$0.00	\$0.00	\$0.00	\$0.00	\$10,000.00	\$0.00	\$10,000.00	\$0.00
249001 Otros materiales y artículos de construcción	\$10,000.00	\$0.00	\$0.00	\$0.00	\$0.00	\$0.00	\$0.00	\$0.00	\$0.00	\$0.00	\$0.00	\$10,000.00	\$0.00	\$10,000.00	\$0.00
COMPENSACION SOBRE IMPUESTO I	\$67,139.18	\$0.00	\$0.00	\$0.00	\$0.00	\$17,864.00	\$0.00	\$4,609.84	\$0.00	\$14,892.08	\$3,960.01	\$10,000.00	\$15,813.25	\$67,139.18	\$0.00

1010 ISR PARTICIPABLE

Objeto del Gasto	Presupuesto Vigente	Ene	Feb	Mar	Abr	May	Jun	Jul	Ago	Sep	Oct	Nov	Dic	Total	Diferencia (Vigente - Total)
200000 MATERIALES Y SUMINISTROS	\$867,665.61	\$10,200.00	\$180,390.40	\$218,059.61	\$139,293.57	\$141,946.80	\$4,330.00	\$0.00	\$4,720.00	\$155,781.87	\$7,466.26	\$0.00	\$5,477.10	\$867,665.61	\$0.00
210000 Materiales de administración, emisión de	\$213,899.77	\$10,200.00	\$122,960.00	\$68,446.41	\$0.00	\$0.00	\$0.00	\$0.00	\$0.00	\$0.00	\$7,466.26	\$0.00	\$4,827.10	\$213,899.77	\$0.00
212000 Materiales y útiles de impresión y reproduc	\$7,466.26	\$0.00	\$0.00	\$0.00	\$0.00	\$0.00	\$0.00	\$0.00	\$0.00	\$0.00	\$7,466.26	\$0.00	\$0.00	\$7,466.26	\$0.00
212001 Materiales y Útiles de Impresión	\$7,466.26	\$0.00	\$0.00	\$0.00	\$0.00	\$0.00	\$0.00	\$0.00	\$0.00	\$0.00	\$7,466.26	\$0.00	\$0.00	\$7,466.26	\$0.00
216000 Material de limpieza	\$206,433.51	\$10,200.00	\$122,960.00	\$68,446.41	\$0.00	\$0.00	\$0.00	\$0.00	\$0.00	\$0.00	\$0.00	\$0.00	\$4,827.10	\$206,433.51	\$0.00
216001 Material de Limpieza	\$206,433.51	\$10,200.00	\$122,960.00	\$68,446.41	\$0.00	\$0.00	\$0.00	\$0.00	\$0.00	\$0.00	\$0.00	\$0.00	\$4,827.10	\$206,433.51	\$0.00
220000 Alimentos y utensilios	\$27,540.00	\$0.00	\$4,720.00	\$4,590.00	\$4,460.00	\$0.00	\$4,330.00	\$0.00	\$4,720.00	\$4,720.00	\$0.00	\$0.00	\$0.00	\$27,540.00	\$0.00
222000 Productos alimenticios para animales	\$27,540.00	\$0.00	\$4,720.00	\$4,590.00	\$4,460.00	\$0.00	\$4,330.00	\$0.00	\$4,720.00	\$4,720.00	\$0.00	\$0.00	\$0.00	\$27,540.00	\$0.00
222001 Alimentación de Animales	\$27,540.00	\$0.00	\$4,720.00	\$4,590.00	\$4,460.00	\$0.00	\$4,330.00	\$0.00	\$4,720.00	\$4,720.00	\$0.00	\$0.00	\$0.00	\$27,540.00	\$0.00

"Bajo protesta de decir verdad declaramos que las cifras contenidas en este estado financiero son veraces y contienen toda la información referente a la situación y/o los resultados del Municipio de Tecozautla, afirmando ser legalmente responsables de la autenticidad y veracidad de las mismas, y así mismo asumimos la responsabilidad derivada de cualquier declaración en falso sobre las mismas".





Municipio de Tecozautla
Estado de Hidalgo
Analítico Mensual de Egresos Pagados por Fuente de Financiamiento al 31/dic./2023
(Cuentas con Movimientos)
(Cifras en pesos y centavos)

Fecha y | 07/mar./2024
hora de Impresión | 02:49 p. m.


Objeto del Gasto	Presupuesto Vigente	Ene	Feb	Mar	Abr	May	Jun	Jul	Ago	Sep	Oct	Nov	Dic	Total	Diferencia (Vigente - Total)
250000 Productos químicos, farmacéuticos y de l	\$624,975.84	\$0.00	\$52,710.40	\$145,023.20	\$134,233.57	\$141,946.80	\$0.00	\$0.00	\$0.00	\$151,061.87	\$0.00	\$0.00	\$0.00	\$624,975.84	\$0.00
253000 Medicinas y productos farmacéuticos	\$624,975.84	\$0.00	\$52,710.40	\$145,023.20	\$134,233.57	\$141,946.80	\$0.00	\$0.00	\$0.00	\$151,061.87	\$0.00	\$0.00	\$0.00	\$624,975.84	\$0.00
253001 Medicinas y Productos Farmacéuticos	\$624,975.84	\$0.00	\$52,710.40	\$145,023.20	\$134,233.57	\$141,946.80	\$0.00	\$0.00	\$0.00	\$151,061.87	\$0.00	\$0.00	\$0.00	\$624,975.84	\$0.00
290000 Herramientas, refacciones y accesorios m	\$1,250.00	\$0.00	\$0.00	\$0.00	\$600.00	\$0.00	\$0.00	\$0.00	\$0.00	\$0.00	\$0.00	\$0.00	\$0.00	\$650.00	\$1,250.00
294000 Refacciones y accesorios menores de equi	\$1,250.00	\$0.00	\$0.00	\$0.00	\$600.00	\$0.00	\$0.00	\$0.00	\$0.00	\$0.00	\$0.00	\$0.00	\$0.00	\$650.00	\$1,250.00
294001 Refacciones y accesorios menores de equi	\$1,250.00	\$0.00	\$0.00	\$0.00	\$600.00	\$0.00	\$0.00	\$0.00	\$0.00	\$0.00	\$0.00	\$0.00	\$0.00	\$650.00	\$1,250.00
300000 SERVICIOS GENERALES	\$1,381,967.00	\$1,325.00	\$290,159.40	\$511,877.52	\$71,658.80	\$74,238.08	\$5,220.00	\$348,000.00	\$8,560.00	\$69,832.00	\$1,096.20	\$0.00	\$0.00	\$1,381,967.00	\$0.00
340000 Servicios financieros, bancarios y comerc	\$1,096.20	\$0.00	\$0.00	\$0.00	\$0.00	\$0.00	\$0.00	\$0.00	\$0.00	\$0.00	\$1,096.20	\$0.00	\$0.00	\$1,096.20	\$0.00
349000 Servicios financieros, bancarios y comercial	\$1,096.20	\$0.00	\$0.00	\$0.00	\$0.00	\$0.00	\$0.00	\$0.00	\$0.00	\$0.00	\$1,096.20	\$0.00	\$0.00	\$1,096.20	\$0.00
349001 Servicios financieros, bancarios y comercial	\$1,096.20	\$0.00	\$0.00	\$0.00	\$0.00	\$0.00	\$0.00	\$0.00	\$0.00	\$0.00	\$1,096.20	\$0.00	\$0.00	\$1,096.20	\$0.00
350000 Servicios de instalación, reparación, mant	\$186,193.82	\$0.00	\$122,170.00	\$64,023.82	\$0.00	\$0.00	\$0.00	\$0.00	\$0.00	\$0.00	\$0.00	\$0.00	\$0.00	\$186,193.82	\$0.00
358000 Servicios de limpieza y manejo de desecho	\$186,193.82	\$0.00	\$122,170.00	\$64,023.82	\$0.00	\$0.00	\$0.00	\$0.00	\$0.00	\$0.00	\$0.00	\$0.00	\$0.00	\$186,193.82	\$0.00
358001 Servicio de Limpieza y manejo de desecho	\$186,193.82	\$0.00	\$122,170.00	\$64,023.82	\$0.00	\$0.00	\$0.00	\$0.00	\$0.00	\$0.00	\$0.00	\$0.00	\$0.00	\$186,193.82	\$0.00
380000 Servicios oficiales	\$1,194,676.98	\$1,325.00	\$167,989.40	\$447,853.70	\$71,658.80	\$74,238.08	\$5,220.00	\$348,000.00	\$8,560.00	\$69,832.00	\$0.00	\$0.00	\$0.00	\$1,194,676.98	\$0.00
382000 Gastos de orden social y cultural	\$1,194,676.98	\$1,325.00	\$167,989.40	\$447,853.70	\$71,658.80	\$74,238.08	\$5,220.00	\$348,000.00	\$8,560.00	\$69,832.00	\$0.00	\$0.00	\$0.00	\$1,194,676.98	\$0.00
382001 Gastos de orden social	\$1,194,676.98	\$1,325.00	\$167,989.40	\$447,853.70	\$71,658.80	\$74,238.08	\$5,220.00	\$348,000.00	\$8,560.00	\$69,832.00	\$0.00	\$0.00	\$0.00	\$1,194,676.98	\$0.00
400000 TRANSFERENCIAS, ASIGNACIONES	\$40,000.00	\$0.00	\$0.00	\$0.00	\$0.00	\$0.00	\$0.00	\$0.00	\$0.00	\$0.00	\$40,000.00	\$0.00	\$0.00	\$40,000.00	\$0.00
440000 Ayudas sociales	\$40,000.00	\$0.00	\$0.00	\$0.00	\$0.00	\$0.00	\$0.00	\$0.00	\$0.00	\$0.00	\$40,000.00	\$0.00	\$0.00	\$40,000.00	\$0.00
441000 Ayudas sociales a personas	\$40,000.00	\$0.00	\$0.00	\$0.00	\$0.00	\$0.00	\$0.00	\$0.00	\$0.00	\$0.00	\$40,000.00	\$0.00	\$0.00	\$40,000.00	\$0.00
441001 Ayudas sociales a personas	\$40,000.00	\$0.00	\$0.00	\$0.00	\$0.00	\$0.00	\$0.00	\$0.00	\$0.00	\$0.00	\$40,000.00	\$0.00	\$0.00	\$40,000.00	\$0.00
500000 BIENES MUEBLES, INMUEBLES E IN	\$273,666.16	\$5,790.00	\$38,222.15	\$17,550.00	\$9,000.00	\$29,000.00	\$0.00	\$9,744.00	\$75,000.00	\$0.00	\$67,680.00	\$0.00	\$21,680.01	\$273,666.16	\$0.00
510000 Mobiliario y equipo de administración	\$226,616.16	\$5,790.00	\$38,222.15	\$0.00	\$0.00	\$29,000.00	\$0.00	\$9,744.00	\$54,500.00	\$0.00	\$67,680.00	\$0.00	\$21,680.01	\$226,616.16	\$0.00
511000 Muebles de oficina y estantería	\$23,794.00	\$5,790.00	\$1,300.00	\$0.00	\$0.00	\$0.00	\$0.00	\$2,204.00	\$0.00	\$0.00	\$14,500.00	\$0.00	\$0.00	\$23,794.00	\$0.00
511001 Muebles de oficina y estantería	\$23,794.00	\$5,790.00	\$1,300.00	\$0.00	\$0.00	\$0.00	\$0.00	\$2,204.00	\$0.00	\$0.00	\$14,500.00	\$0.00	\$0.00	\$23,794.00	\$0.00
515000 Equipo de cómputo y de tecnología de la inf	\$202,822.16	\$0.00	\$36,922.15	\$0.00	\$0.00	\$29,000.00	\$0.00	\$7,540.00	\$54,500.00	\$0.00	\$53,180.00	\$0.00	\$21,680.01	\$202,822.16	\$0.00
515001 Bienes informáticos	\$202,822.16	\$0.00	\$36,922.15	\$0.00	\$0.00	\$29,000.00	\$0.00	\$7,540.00	\$54,500.00	\$0.00	\$53,180.00	\$0.00	\$21,680.01	\$202,822.16	\$0.00
560000 Maquinaria, otros equipos y herramientas	\$47,050.00	\$0.00	\$0.00	\$17,550.00	\$9,000.00	\$0.00	\$0.00	\$0.00	\$20,500.00	\$0.00	\$0.00	\$0.00	\$0.00	\$47,050.00	\$0.00
567000 Herramientas y máquinas-herramienta	\$47,050.00	\$0.00	\$0.00	\$17,550.00	\$9,000.00	\$0.00	\$0.00	\$0.00	\$20,500.00	\$0.00	\$0.00	\$0.00	\$0.00	\$47,050.00	\$0.00
567001 Herramientas y Máquinas-Herramientas	\$47,050.00	\$0.00	\$0.00	\$17,550.00	\$9,000.00	\$0.00	\$0.00	\$0.00	\$20,500.00	\$0.00	\$0.00	\$0.00	\$0.00	\$47,050.00	\$0.00
ISR PARTICIPABLE	\$2,563,298.77	\$17,315.00	\$306,771.39	\$747,487.13	\$219,952.37	\$245,164.88	\$9,350.00	\$357,744.00	\$86,280.00	\$225,613.97	\$116,242.46	\$0.00	\$27,157.11	\$2,563,298.77	\$0.00

2001 INFRAESTRUCTURA																
600000 INVERSION PUBLICA	\$37,810,250.96	\$0.00	\$0.00	\$0.00	\$0.00	\$0.00	\$0.00	\$2,874,216.33	\$2,820,159.63	\$2,557,670.13	\$3,921,105.61	\$3,139,221.79	\$22,497,877.00	\$37,810,250.96	\$0.01	
610000 Obra pública en bienes de dominio public	\$37,810,250.96	\$0.00	\$0.00	\$0.00	\$0.00	\$0.00	\$0.00	\$2,874,216.33	\$2,820,159.63	\$2,557,670.13	\$3,921,105.61	\$3,139,221.79	\$22,497,877.00	\$37,810,250.96	\$0.01	
612000 Edificación no habitacional	\$1,779,595.41	\$0.00	\$0.00	\$0.00	\$0.00	\$0.00	\$0.00	\$0.00	\$0.00	\$190,251.16	\$250,078.98	\$0.00	\$1,339,285.27	\$1,779,595.41	\$0.00	
612025 2023/FAISM059014 CONSTRUCCION DI	\$190,251.16	\$0.00	\$0.00	\$0.00	\$0.00	\$0.00	\$0.00	\$0.00	\$0.00	\$190,251.16	\$0.00	\$0.00	\$0.00	\$190,251.16	\$0.00	
612028 2023/FAISM059040 CONSTRUCCION DE	\$300,000.00	\$0.00	\$0.00	\$0.00	\$0.00	\$0.00	\$0.00	\$0.00	\$0.00	\$0.00	\$0.00	\$0.00	\$0.00	\$300,000.00	\$0.00	
612027 2023/FAISM059050 CONST. CASA DE SA	\$225,754.88	\$0.00	\$0.00	\$0.00	\$0.00	\$0.00	\$0.00	\$0.00	\$0.00	\$0.00	\$182,352.52	\$0.00	\$117,847.48	\$300,000.00	\$0.00	
612028 2023/FAISM059056 CONST. BARDAS PERI	\$285,858.71	\$0.00	\$0.00	\$0.00	\$0.00	\$0.00	\$0.00	\$0.00	\$0.00	\$0.00	\$67,726.46	\$0.00	\$156,028.42	\$225,754.88	\$0.00	

[Handwritten signatures and official stamps of the Municipality of Tecozautla]

“Bajo protesta de decir verdad declaramos que las cifras contenidas en este estado financiero son veraces y contienen toda la información referente a la situación y/o los resultados del Municipio de Tecozautla, afirmando ser legalmente responsables de la autenticidad y veracidad de las mismas, y así mismo asumimos la responsabilidad derivada de cualquier declaración en falso sobre las mismas”.






Utr: SUPERVISOR
Rep: rptAnaliticoPresupuestoEgresos_FF

Municipio de Tecozautla
Estado de Hidalgo
Analítico Mensual de Egresos Pagados por Fuente de Financiamiento al 31/dic./2023
(Cuentas con Movimientos)
(Cifras en pesos y centavos)


Fecha y hora de Impresión | 07/mar./2024
02:49 p. m.

Objeto del Gasto	Presupuesto Vigente	Ene	Feb	Mar	Abr	May	Jun	Jul	Ago	Sep	Oct	Nov	Dic	Total	Diferencia (Vigente - Total)
612029 2023/FAISM059086 CONSTRUCCION DE	\$597,840.17	\$0.00	\$0.00	\$0.00	\$0.00	\$0.00	\$0.00	\$0.00	\$0.00	\$0.00	\$0.00	\$0.00	\$597,840.17	\$597,840.17	\$0.00
612030 2023/FAISM059088 CONST. DE TECHUMI	\$179,890.49	\$0.00	\$0.00	\$0.00	\$0.00	\$0.00	\$0.00	\$0.00	\$0.00	\$0.00	\$0.00	\$0.00	\$179,890.49	\$179,890.49	\$0.00
613000 Construcción de obras para el abastecimier	\$10,388,280.13	\$0.00	\$0.00	\$0.00	\$0.00	\$0.00	\$0.00	\$0.00	\$200,802.02	\$647,246.95	\$590,568.37	\$662,300.16	\$8,287,362.63	\$10,388,280.13	\$0.00
613148 2023/FAISM059012 CONST. LINEA DE CC	\$252,039.87	\$0.00	\$0.00	\$0.00	\$0.00	\$0.00	\$0.00	\$0.00	\$0.00	\$252,039.87	\$0.00	\$0.00	\$0.00	\$252,039.87	\$0.00
613149 2023/FAISM059019 CONST. LINEA DE DI	\$395,207.08	\$0.00	\$0.00	\$0.00	\$0.00	\$0.00	\$0.00	\$0.00	\$0.00	\$395,207.08	\$0.00	\$0.00	\$0.00	\$395,207.08	\$0.00
613150 2023/FAISM059022 REHAB. RED AGUA E	\$200,802.02	\$0.00	\$0.00	\$0.00	\$0.00	\$0.00	\$0.00	\$0.00	\$0.00	\$200,802.02	\$0.00	\$0.00	\$0.00	\$200,802.02	\$0.00
613151 2023/FAISM059023 CONST. LINEA DE DI	\$226,110.88	\$0.00	\$0.00	\$0.00	\$0.00	\$0.00	\$0.00	\$0.00	\$0.00	\$0.00	\$47,022.99	\$0.00	\$179,087.89	\$226,110.88	\$0.00
613152 2023/FAISM059026 REHAB. LINEA DE AG	\$163,056.45	\$0.00	\$0.00	\$0.00	\$0.00	\$0.00	\$0.00	\$0.00	\$0.00	\$163,056.45	\$0.00	\$0.00	\$0.00	\$163,056.45	\$0.00
613153 2023/FAISM059038 REHAB. LINEA DE AG	\$288,542.99	\$0.00	\$0.00	\$0.00	\$0.00	\$0.00	\$0.00	\$0.00	\$0.00	\$0.00	\$0.00	\$155,121.26	\$133,421.73	\$288,542.99	\$0.00
613154 2023/FAISM059041 REHAB. DE LINEA DE	\$311,892.98	\$0.00	\$0.00	\$0.00	\$0.00	\$0.00	\$0.00	\$0.00	\$0.00	\$0.00	\$311,892.98	\$0.00	\$0.00	\$311,892.98	\$0.00
613155 2023/FAISM059042 LINEA DE CONDUCCI	\$507,178.90	\$0.00	\$0.00	\$0.00	\$0.00	\$0.00	\$0.00	\$0.00	\$0.00	\$0.00	\$0.00	\$507,178.90	\$0.00	\$507,178.90	\$0.00
613156 2023/FAISM059046 CONST. LINEA AGUA	\$228,653.17	\$0.00	\$0.00	\$0.00	\$0.00	\$0.00	\$0.00	\$0.00	\$0.00	\$0.00	\$68,595.95	\$0.00	\$160,057.22	\$228,653.17	\$0.00
613157 2023/FAISM059047 CONST. RED DE AGU	\$250,000.11	\$0.00	\$0.00	\$0.00	\$0.00	\$0.00	\$0.00	\$0.00	\$0.00	\$0.00	\$0.00	\$0.00	\$250,000.11	\$250,000.11	\$0.00
613158 2023/FAISM059053 CONST. LINEA DE DI	\$171,346.83	\$0.00	\$0.00	\$0.00	\$0.00	\$0.00	\$0.00	\$0.00	\$0.00	\$0.00	\$0.00	\$0.00	\$171,346.83	\$171,346.83	\$0.00
613159 2023/FAISM059059 AMPLIACION DE ELE	\$201,857.08	\$0.00	\$0.00	\$0.00	\$0.00	\$0.00	\$0.00	\$0.00	\$0.00	\$0.00	\$0.00	\$0.00	\$201,857.08	\$201,857.08	\$0.00
613160 2023/FAISM059060 AMPLIACION DE ELE	\$621,706.48	\$0.00	\$0.00	\$0.00	\$0.00	\$0.00	\$0.00	\$0.00	\$0.00	\$0.00	\$0.00	\$0.00	\$621,706.48	\$621,706.48	\$0.00
613161 2023/FAISM059061 AMPLIACION DE ELE	\$190,012.36	\$0.00	\$0.00	\$0.00	\$0.00	\$0.00	\$0.00	\$0.00	\$0.00	\$0.00	\$0.00	\$0.00	\$190,012.36	\$190,012.36	\$0.00
613162 2023/FAISM059062 AMPLIACION DE ELE	\$567,000.00	\$0.00	\$0.00	\$0.00	\$0.00	\$0.00	\$0.00	\$0.00	\$0.00	\$0.00	\$0.00	\$0.00	\$567,000.00	\$567,000.00	\$0.00
613163 2023/FAISM059063 AMPLIACION DE ELE	\$323,046.93	\$0.00	\$0.00	\$0.00	\$0.00	\$0.00	\$0.00	\$0.00	\$0.00	\$0.00	\$0.00	\$0.00	\$323,046.93	\$323,046.93	\$0.00
613164 2023/FAISM059066 AMPLIACION DE ELE	\$408,730.44	\$0.00	\$0.00	\$0.00	\$0.00	\$0.00	\$0.00	\$0.00	\$0.00	\$0.00	\$0.00	\$0.00	\$408,730.44	\$408,730.44	\$0.00
613165 2023/FAISM059067 AMPLIACION DE ELE	\$530,000.00	\$0.00	\$0.00	\$0.00	\$0.00	\$0.00	\$0.00	\$0.00	\$0.00	\$0.00	\$0.00	\$0.00	\$530,000.00	\$530,000.00	\$0.00
613166 2023/FAISM059068 AMPLIACION DE ELE	\$375,224.00	\$0.00	\$0.00	\$0.00	\$0.00	\$0.00	\$0.00	\$0.00	\$0.00	\$0.00	\$0.00	\$0.00	\$375,224.00	\$375,224.00	\$0.00
613167 2023/FAISM059069 AMPLIACION DE ELE	\$306,188.97	\$0.00	\$0.00	\$0.00	\$0.00	\$0.00	\$0.00	\$0.00	\$0.00	\$0.00	\$0.00	\$0.00	\$306,188.97	\$306,188.97	\$0.00
613168 2023/FAISM059070 AMPLIACION DE ELE	\$311,352.47	\$0.00	\$0.00	\$0.00	\$0.00	\$0.00	\$0.00	\$0.00	\$0.00	\$0.00	\$0.00	\$0.00	\$311,352.47	\$311,352.47	\$0.00
613169 2023/FAISM059071 AMPLIACION DE ELE	\$464,259.92	\$0.00	\$0.00	\$0.00	\$0.00	\$0.00	\$0.00	\$0.00	\$0.00	\$0.00	\$0.00	\$0.00	\$464,259.92	\$464,259.92	\$0.00
613170 2023/FAISM059074 AMPLIACION DE ELE	\$281,154.29	\$0.00	\$0.00	\$0.00	\$0.00	\$0.00	\$0.00	\$0.00	\$0.00	\$0.00	\$0.00	\$0.00	\$281,154.29	\$281,154.29	\$0.00
613171 2023/FAISM059075 AMPLIACION DE ELE	\$104,980.28	\$0.00	\$0.00	\$0.00	\$0.00	\$0.00	\$0.00	\$0.00	\$0.00	\$0.00	\$0.00	\$0.00	\$104,980.28	\$104,980.28	\$0.00
613172 2023/FAISM059077 AMPLIACION DE ELE	\$314,499.77	\$0.00	\$0.00	\$0.00	\$0.00	\$0.00	\$0.00	\$0.00	\$0.00	\$0.00	\$0.00	\$0.00	\$314,499.77	\$314,499.77	\$0.00
613173 2023/FAISM059079 AMPLIACION DE ELE	\$337,394.08	\$0.00	\$0.00	\$0.00	\$0.00	\$0.00	\$0.00	\$0.00	\$0.00	\$0.00	\$0.00	\$0.00	\$337,394.08	\$337,394.08	\$0.00
613174 2023/FAISM059081 APORT. MPAL. CONS	\$425,301.71	\$0.00	\$0.00	\$0.00	\$0.00	\$0.00	\$0.00	\$0.00	\$0.00	\$0.00	\$0.00	\$0.00	\$425,301.71	\$425,301.71	\$0.00
613175 2023/FAISM059082 AMPLIACION DE ELE	\$353,000.00	\$0.00	\$0.00	\$0.00	\$0.00	\$0.00	\$0.00	\$0.00	\$0.00	\$0.00	\$0.00	\$0.00	\$353,000.00	\$353,000.00	\$0.00
613176 2023/FAISM059083 AMPLIACION DE ELE	\$812,000.00	\$0.00	\$0.00	\$0.00	\$0.00	\$0.00	\$0.00	\$0.00	\$0.00	\$0.00	\$0.00	\$0.00	\$812,000.00	\$812,000.00	\$0.00
613177 2023/FAISM059085 AMPLIACION RED LIN	\$65,740.07	\$0.00	\$0.00	\$0.00	\$0.00	\$0.00	\$0.00	\$0.00	\$0.00	\$0.00	\$0.00	\$0.00	\$65,740.07	\$65,740.07	\$0.00
613178 2023/FAISM059087 AMPLIACION DE ELE	\$400,000.00	\$0.00	\$0.00	\$0.00	\$0.00	\$0.00	\$0.00	\$0.00	\$0.00	\$0.00	\$0.00	\$0.00	\$400,000.00	\$400,000.00	\$0.00
614000 División de terrenos y construcción de obr	\$4,532,722.96	\$0.00	\$0.00	\$0.00	\$0.00	\$0.00	\$0.00	\$0.00	\$464,460.91	\$141,169.11	\$453,182.20	\$3,473,910.74	\$4,532,722.96	\$0.00	
614040 2023/FAISM059015 REHAB. DRENAJE SA	\$139,561.24	\$0.00	\$0.00	\$0.00	\$0.00	\$0.00	\$0.00	\$0.00	\$139,561.24	\$0.00	\$0.00	\$0.00	\$139,561.24	\$139,561.24	\$0.00
614041 2023/FAISM059027 REHAB. DE DRENAJE	\$466,068.78	\$0.00	\$0.00	\$0.00	\$0.00	\$0.00	\$0.00	\$0.00	\$0.00	\$324,899.67	\$141,169.11	\$0.00	\$466,068.78	\$0.00	
614042 2023/FAISM059048 REHAB. DRENAJE SA	\$453,182.20	\$0.00	\$0.00	\$0.00	\$0.00	\$0.00	\$0.00	\$0.00	\$0.00	\$0.00	\$0.00	\$453,182.20	\$0.00	\$453,182.20	\$0.00
614043 2023/FAISM059054 CONSTRUCCION DRI	\$500,000.00	\$0.00	\$0.00	\$0.00	\$0.00	\$0.00	\$0.00	\$0.00	\$0.00	\$0.00	\$0.00	\$0.00	\$500,000.00	\$500,000.00	\$0.00
614044 2023/FAISM059055 REHAB. DRENAJE SA	\$359,940.31	\$0.00	\$0.00	\$0.00	\$0.00	\$0.00	\$0.00	\$0.00	\$0.00	\$0.00	\$0.00	\$0.00	\$359,940.31	\$359,940.31	\$0.00




"Bajo protesta de decir verdad declaramos que las cifras contenidas en este estado financiero son veraces y contienen toda la información referente a la situación y/o los resultados del Municipio de Tecozautla, afirmando ser legalmente responsables de la autenticidad y veracidad de las mismas, y así mismo asumimos la responsabilidad derivada de cualquier declaración en falso sobre las mismas".






Municipio de Tecozautla
Estado de Hidalgo
Analítico Mensual de Egresos Pagados por Fuente de Financiamiento al 31/dic./2023
(Cuentas con Movimientos)
(Cifras en pesos y centavos)

Objeto del Gasto	Presupuesto Vigente	Ene	Feb	Mar	Abr	May	Jun	Jul	Ago	Sep	Oct	Nov	Dic	Total	Diferencia (Vigente - Total)
614045 2023/FAISM059058 REHAB. DRENAJE SA	\$250,000.00	\$0.00	\$0.00	\$0.00	\$0.00	\$0.00	\$0.00	\$0.00	\$0.00	\$0.00	\$0.00	\$0.00	\$250,000.00	\$250,000.00	\$0.00
614046 2023/FAISM059065 CONST. DRENAJE SA	\$683,970.43	\$0.00	\$0.00	\$0.00	\$0.00	\$0.00	\$0.00	\$0.00	\$0.00	\$0.00	\$0.00	\$0.00	\$683,970.43	\$683,970.43	\$0.00
614047 2023/FAISM059076 AMPLIACION DE DRE	\$942,956.02	\$0.00	\$0.00	\$0.00	\$0.00	\$0.00	\$0.00	\$0.00	\$0.00	\$0.00	\$0.00	\$0.00	\$942,956.02	\$942,956.02	\$0.00
614048 2023/FAISM059078 REHAB. DRENAJE SA	\$530,000.00	\$0.00	\$0.00	\$0.00	\$0.00	\$0.00	\$0.00	\$0.00	\$0.00	\$0.00	\$0.00	\$0.00	\$530,000.00	\$530,000.00	\$0.00
614049 2023/FAISM059080 AMPLIACION DRENA	\$207,043.98	\$0.00	\$0.00	\$0.00	\$0.00	\$0.00	\$0.00	\$0.00	\$0.00	\$0.00	\$0.00	\$0.00	\$207,043.98	\$207,043.98	\$0.00
615000 Construcción de vías de comunicación	\$13,457,261.78	\$0.00	\$0.00	\$0.00	\$0.00	\$0.00	\$0.00	\$2,874,216.33	\$2,619,357.61	\$955,283.41	\$2,054,985.44	\$1,822,558.16	\$3,130,860.82	\$13,457,261.77	\$0.01
615166 2023/FAISM059001 CONSTRUCCION DE	\$1,250,000.00	\$0.00	\$0.00	\$0.00	\$0.00	\$0.00	\$0.00	\$735,441.48	\$514,558.52	\$0.00	\$0.00	\$0.00	\$0.00	\$1,250,000.00	\$0.00
615167 2023/FAISM059002 CONST. DE EMPEDR.	\$530,000.00	\$0.00	\$0.00	\$0.00	\$0.00	\$0.00	\$0.00	\$530,000.00	\$0.00	\$0.00	\$0.00	\$0.00	\$0.00	\$530,000.00	\$0.00
615168 2023/FAISM059003 CONST. DE CALLE DI	\$350,585.08	\$0.00	\$0.00	\$0.00	\$0.00	\$0.00	\$0.00	\$350,585.08	\$0.00	\$0.00	\$0.00	\$0.00	\$0.00	\$350,585.08	\$0.00
615169 2023/FAISM059004 CONST. DE EMPEDR.	\$300,016.18	\$0.00	\$0.00	\$0.00	\$0.00	\$0.00	\$0.00	\$300,016.18	\$0.00	\$0.00	\$0.00	\$0.00	\$0.00	\$300,016.18	\$0.00
615170 2023/FAISM059005 EMPEDRADO AHOGA	\$1,000,000.00	\$0.00	\$0.00	\$0.00	\$0.00	\$0.00	\$0.00	\$0.00	\$0.00	\$509,692.45	\$0.00	\$0.00	\$490,307.55	\$1,000,000.00	\$0.00
615171 2023/FAISM059006 EMPEDRADO AHOGA	\$1,000,000.00	\$0.00	\$0.00	\$0.00	\$0.00	\$0.00	\$0.00	\$0.00	\$598,325.24	\$401,674.76	\$0.00	\$0.00	\$0.00	\$1,000,000.00	\$0.00
615172 2023/FAISM059007 CONST. DE EMPEDR.	\$276,375.97	\$0.00	\$0.00	\$0.00	\$0.00	\$0.00	\$0.00	\$276,375.97	\$0.00	\$0.00	\$0.00	\$0.00	\$0.00	\$276,375.97	\$0.00
615173 2023/FAISM059008 EMPEDRADO AHOGA	\$530,000.00	\$0.00	\$0.00	\$0.00	\$0.00	\$0.00	\$0.00	\$530,000.00	\$0.00	\$0.00	\$0.00	\$0.00	\$0.00	\$530,000.00	\$0.00
615174 2023/FAISM059009 EMPEDRADO DE CAL	\$151,817.62	\$0.00	\$0.00	\$0.00	\$0.00	\$0.00	\$0.00	\$151,817.62	\$0.00	\$0.00	\$0.00	\$0.00	\$0.00	\$151,817.62	\$0.00
615175 2023/FAISM059011 CONSTRUCCION DE	\$250,522.75	\$0.00	\$0.00	\$0.00	\$0.00	\$0.00	\$0.00	\$0.00	\$250,522.75	\$0.00	\$0.00	\$0.00	\$0.00	\$250,522.75	\$0.00
615176 2023/FAISM059013 CONST. EMPEDRAD	\$530,000.00	\$0.00	\$0.00	\$0.00	\$0.00	\$0.00	\$0.00	\$530,000.00	\$0.00	\$0.00	\$0.00	\$0.00	\$0.00	\$530,000.00	\$0.00
615177 2023/FAISM059016 CONST. DE EMPEDR.	\$500,000.00	\$0.00	\$0.00	\$0.00	\$0.00	\$0.00	\$0.00	\$500,000.00	\$0.00	\$0.00	\$0.00	\$0.00	\$0.00	\$500,000.00	\$0.00
615178 2023/FAISM059017 CONST. EMPEDRAD	\$1,103,748.07	\$0.00	\$0.00	\$0.00	\$0.00	\$0.00	\$0.00	\$0.00	\$0.00	\$0.00	\$63,762.18	\$1,039,985.89	\$1,103,748.07	\$0.00	
615179 2023/FAISM059018 CONST. DE EMPEDR.	\$365,022.96	\$0.00	\$0.00	\$0.00	\$0.00	\$0.00	\$0.00	\$365,022.96	\$0.00	\$0.00	\$0.00	\$0.00	\$0.00	\$365,022.96	\$0.00
615180 2023/FAISM059020 CONST. DE EMPEDR.	\$917,566.41	\$0.00	\$0.00	\$0.00	\$0.00	\$0.00	\$0.00	\$0.00	\$0.00	\$409,435.09	\$508,131.31	\$0.00	\$917,566.40	\$0.01	
615181 2023/FAISM059021 CONST. DE CALLE DI	\$111,450.89	\$0.00	\$0.00	\$0.00	\$0.00	\$0.00	\$0.00	\$111,450.89	\$0.00	\$0.00	\$0.00	\$0.00	\$0.00	\$111,450.89	\$0.00
615182 2023/FAISM059024 EMPEDRADO EN SEC	\$134,181.84	\$0.00	\$0.00	\$0.00	\$0.00	\$0.00	\$0.00	\$0.00	\$134,181.84	\$0.00	\$0.00	\$0.00	\$0.00	\$134,181.84	\$0.00
615183 2023/FAISM059025 EMPEDRADO AHOGA	\$250,684.31	\$0.00	\$0.00	\$0.00	\$0.00	\$0.00	\$0.00	\$0.00	\$0.00	\$250,684.31	\$0.00	\$0.00	\$0.00	\$250,684.31	\$0.00
615184 2023/FAISM059029 EMPEDRADO SECO I	\$250,308.77	\$0.00	\$0.00	\$0.00	\$0.00	\$0.00	\$0.00	\$0.00	\$0.00	\$250,308.77	\$0.00	\$0.00	\$0.00	\$250,308.77	\$0.00
615185 2023/FAISM059030 EMPEDRADO SECO V	\$250,440.30	\$0.00	\$0.00	\$0.00	\$0.00	\$0.00	\$0.00	\$0.00	\$0.00	\$0.00	\$250,440.30	\$0.00	\$0.00	\$250,440.30	\$0.00
615186 2023/FAISM059031 EMPEDRADO AHOGA	\$250,035.35	\$0.00	\$0.00	\$0.00	\$0.00	\$0.00	\$0.00	\$0.00	\$0.00	\$250,035.35	\$0.00	\$0.00	\$0.00	\$250,035.35	\$0.00
615187 2023/FAISM059032 CONST. CALLE DE EI	\$251,830.46	\$0.00	\$0.00	\$0.00	\$0.00	\$0.00	\$0.00	\$0.00	\$168,904.06	\$82,926.40	\$0.00	\$0.00	\$0.00	\$251,830.46	\$0.00
615188 2023/FAISM059033 CONST. DE CALLE DI	\$250,000.00	\$0.00	\$0.00	\$0.00	\$0.00	\$0.00	\$0.00	\$0.00	\$0.00	\$250,000.00	\$0.00	\$0.00	\$0.00	\$250,000.00	\$0.00
615189 2023/FAISM059034 EMPEDRADO SECO I	\$301,903.07	\$0.00	\$0.00	\$0.00	\$0.00	\$0.00	\$0.00	\$0.00	\$0.00	\$301,903.07	\$0.00	\$0.00	\$0.00	\$301,903.07	\$0.00
615190 2023/FAISM059035 CONST. DE EMPEDR.	\$250,123.81	\$0.00	\$0.00	\$0.00	\$0.00	\$0.00	\$0.00	\$0.00	\$0.00	\$0.00	\$250,123.81	\$0.00	\$0.00	\$250,123.81	\$0.00
615191 2023/FAISM059036 EMPEDRADO SECO C	\$500,035.62	\$0.00	\$0.00	\$0.00	\$0.00	\$0.00	\$0.00	\$0.00	\$0.00	\$0.00	\$0.00	\$500,035.62	\$500,035.62	\$0.00	
615192 2023/FAISM059037 CONST. EMPEDRAD	\$250,100.56	\$0.00	\$0.00	\$0.00	\$0.00	\$0.00	\$0.00	\$0.00	\$0.00	\$0.00	\$250,100.56	\$0.00	\$0.00	\$250,100.56	\$0.00
615193 2023/FAISM059039 CONST. DE CALLE DI	\$250,000.00	\$0.00	\$0.00	\$0.00	\$0.00	\$0.00	\$0.00	\$0.00	\$0.00	\$0.00	\$0.00	\$250,000.00	\$250,000.00	\$0.00	
615194 2023/FAISM059049 CONST. DE EMPEDR.	\$250,000.00	\$0.00	\$0.00	\$0.00	\$0.00	\$0.00	\$0.00	\$0.00	\$0.00	\$0.00	\$250,000.00	\$0.00	\$0.00	\$250,000.00	\$0.00
615195 2023/FAISM059052 REHABILITACION DE	\$250,805.00	\$0.00	\$0.00	\$0.00	\$0.00	\$0.00	\$0.00	\$0.00	\$0.00	\$0.00	\$0.00	\$250,805.00	\$250,805.00	\$0.00	
615196 2023/FAISM059057 EMPEDRADO SECO I	\$199,713.38	\$0.00	\$0.00	\$0.00	\$0.00	\$0.00	\$0.00	\$0.00	\$0.00	\$0.00	\$0.00	\$199,713.38	\$199,713.38	\$0.00	
615197 2023/FAISM059064 CONST. DE CALLE DE	\$400,013.38	\$0.00	\$0.00	\$0.00	\$0.00	\$0.00	\$0.00	\$0.00	\$0.00	\$0.00	\$0.00	\$400,013.38	\$400,013.38	\$0.00	
616000 Otras construcciones de Ingeniería civil u ot	\$7,652,390.68	\$0.00	\$0.00	\$0.00	\$0.00	\$0.00	\$0.00	\$0.00	\$0.00	\$300,427.70	\$884,303.71	\$201,181.27	\$6,266,478.00	\$7,652,390.68	\$0.00
616068 2023/FAISM059010 CONST. DE GUARNIC	\$300,427.70	\$0.00	\$0.00	\$0.00	\$0.00	\$0.00	\$0.00	\$0.00	\$0.00	\$300,427.70	\$0.00	\$0.00	\$0.00	\$300,427.70	\$0.00



“Bajo protesta de decir verdad declaramos que las cifras contenidas en este estado financiero son veraces y contienen toda la información referente a la situación y/o los resultados del Municipio de Tecozautla, afirmando ser legalmente responsables de la autenticidad y veracidad de las mismas, y así mismo asumimos la responsabilidad derivada de cualquier declaración en falso sobre las mismas”.








Usr: SUPERVISOR
 Rep: rptAnaliticoPresupuestoEgresos_FF

Municipio de Tecozautla
Estado de Hidalgo
Analitico Mensual de Egresos Pagados por Fuente de Financiamiento al 31/dic./2023
(Cuentas con Movimientos)
(Cifras en pesos y centavos)

Fecha y hora de Impresión | 07/mar./2024
 02:49 p. m.

Objeto del Gasto	Presupuesto Vigente	Ene	Feb	Mar	Abr	May	Jun	Jul	Ago	Sep	Oct	Nov	Dic	Total	Diferencia (Vigente - Total)
<div style="display: flex; justify-content: space-around; align-items: center;"> <div style="text-align: center;">  LIC. JOEL ELIAS PASO PRESIDENTE MUNICIPAL </div> <div style="text-align: center;">  LIC. KATIA MEJIA MEJIA TESORERO MUNICIPAL </div> </div> <div style="text-align: center; margin-top: 10px;">  </div>															

“Bajo protesta de decir verdad declaramos que las cifras contenidas en este estado financiero son veraces y contienen toda la información referente a la situación y/o los resultados del Municipio de Tecozautla, afirmando ser legalmente responsables de la autenticidad y veracidad de las mismas, y así mismo asumimos la responsabilidad derivada de cualquier declaración en falso sobre las mismas”.

